

Milford GreenWall

– Make plain facades into green facades

Milford GreenWall in liveable cities

It is an increasingly important task for architects and landscape architects to find new creative ways of greening our cities. Integrate our GreenWall into almost any building structure, or upgrade existing plain facades and bring nature back into the city.



Green walls improves the well-being of urban citizens

Adding a green wall is not only an aesthetic design feature, but also a way of mitigating the impacts of climate changes and environmental challenges in dense urban areas. The added greenery creates a buffer from noise and damages on buildings, as well as filters the air from pollutants and takes up CO2. The many positive benefits includes heat regulation, adding micro-habitats for biodiversity and creating recreational qualities.

These benefits are all crucial to ensure the wellbeing of urban habitants, and the possibilities of adding these vertical garden views are endless.

Flexibility and strength

All types of plain facades can become green with our new wiresystems for green facades.

We have improved our wire system which now enhances all the benefits of adding GreenWall.

Benefits with GreenWall

- Offers an elegant, sustainable and cost effective green wall solution
- Ensures high quality stainless steel, easy and fast to install
- Upgrades unattractive building structures
- Adds recreational qualities and improves the wellbeing of urban habitants
- Improves air quality, CO2 and water uptake
- Regulates heat and reduce noise
- Creates micro habitats for biodiversity
- Shields building structures against damages



GreenWall Multi

The applications in our new improved basic components adds a great variety of design possibilities.



We provide a full facade covering design, that in itself creates a unique design, even before the schemes are fully planted. The simple lines created with stainless steel of highest quality, blends in with any type of building facade and provides the right fundament for fast-growing climbing vines to create the perfect fusion of nature and architecture.




Wall Bracket


The basic component is a robust wall bracket made in stainless steel. It's made of two pieces:

- 1. Base unit** - Mounted on wall with one screw.
- 2. End piece** - Choose ending piece or add a design feature - The basic ending piece can be installed with either vertical or horizontal wires.




Exchange the end piece with a design feature to provide you with a maximum of possibilities for creating your green wall. Add one of the design features directly on the wall bracket which can be installed on almost any type of wall.



Rosette for 3 wires.



Rosette for 6 wires.




Rail Mount for 6 wires.


GreenWall Multi rosette

For facades with diagonal wires or wire patterns, the rosette system allows a greater degree of design creativity without complicating the installation process.

Available in 3-wire and 6-wire options.



Rosette for 3 wires.



Rosette for 6 wires.



GreenWall Multi facade-rail

Projects that require a high degree of facade greening have typically required many wall brackets to create the desired wire pattern with a maximum distance of 25cm between wires.


The facade-rail has been specifically designed for these applications and reduce the number of wall brackets required by over 50%. This leads to measurable cost savings in terms of material costs and installation time.



Rail Mount for 6 wires.



Single bracket Mount for 6 wires.



Fast and easy wire mounting

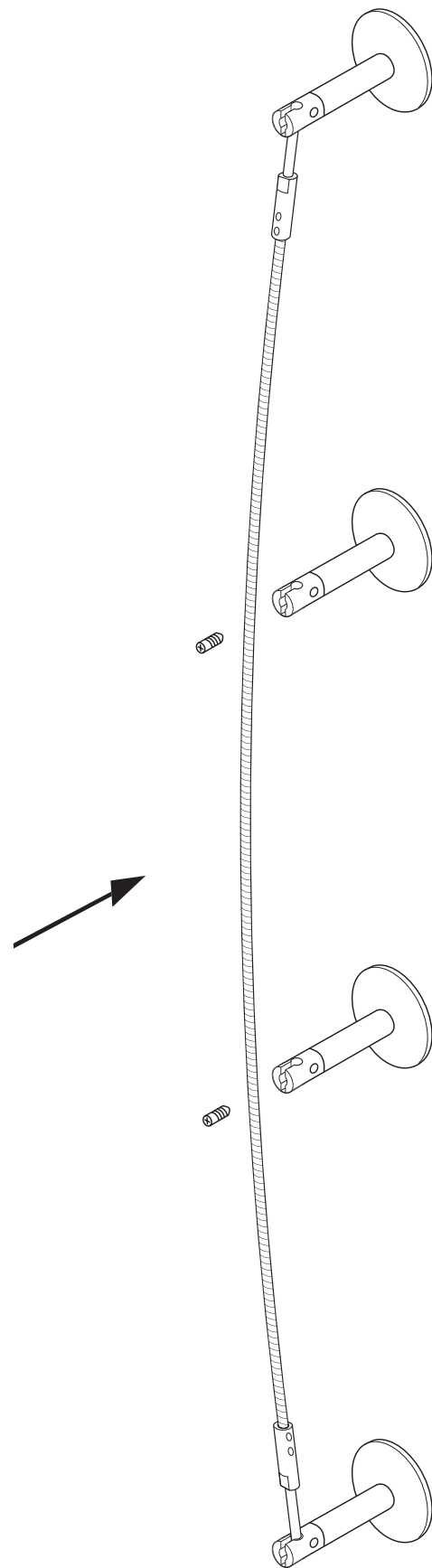
GreenWall Multi is specially designed to make for a more easy and fast wire installation. You only need to fasten the wire in the top and bottom wall brackets, and then push the wire into the remaining wall brackets. Fasten the wire with the locking screw and avoid having to drag wires trough all wall brackets. It saves time and ensures a very robust wire installation.



| GreenWall Multi product description | |
|-------------------------------------|--------------|
| Distance from facade | 60 mm |
| Wire diameter | Ø 4 mm |
| Baseplate diameter | Ø 50 mm |
| Max distance between brackets | Max. 3 metre |

| Material |
|-----------------------------|
| Produced in stainless steel |

| Construction |
|---|
| Wire tensioner required at each termination of the wire |



GreenWall 50

Developed as a stylish and discrete solution for smaller facades and climbing plants.

Installation of the wall brackets is quick and easy and results in a beautiful wire system.

| GreenWall 50 product description | |
|----------------------------------|--------------|
| Distance from facade | 50 mm |
| Wire diameter | Ø 4 mm |
| Baseplate diameter | Ø 50 mm |
| Max distance between brackets | Max. 3 metre |

| Material |
|-----------------------------|
| Produced in stainless steel |

| Construction |
|---|
| Wire tensioner required at each termination of the wire |



GreenWall 80

A robust and elegant solution for larger facades and heavier plants.

Larger climbing plants supported by the wire system can quickly transform a plain facade to a creative, living green facade.


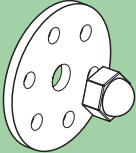
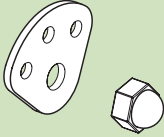
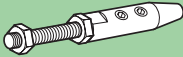
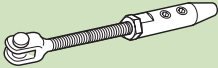
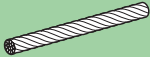
| GreenWall 80 product description | |
|----------------------------------|--------------|
| Distance from facade | 80 mm |
| Wire diameter | Ø 4 mm |
| Baseplate diameter | Ø 50 mm |
| Max distance between brackets | Max. 3 metre |

| Material |
|-----------------------------|
| Produced in stainless steel |

| Construction |
|---|
| Wire tensioner required at each termination of the wire |



Accessories

| | Used with | Product description |
|---|----------------------------|--|
|  | GreenWall Multi | Facade-rail, stainless steel, 1480 mm |
|  | GreenWall Multi | 6-wire rosette, stainless steel |
|  | GreenWall Multi | 3-wire rosette, stainless steel |
|  | GreenWall 50, 80 and Multi | Wire tensioner, 4 mm wire, stainless steel |
|  | Multi rosettes | Wire tensioner, 4 mm wire, stainless steel |
|  | GreenWall 50, 80 and Multi | 4 mm dia. stainless steel wire |



Short guide for best GreenWall design

Find the right wiresystem for your choice of plants

We want to ensure that our wiresystem provides for the most optimal conditions for the chosen type of plants. Because the most suitable plants for your GreenWall deserves the most fitting system, to support its way of growing, and finish the look of your design, to its exact original intention.

Contact Milford to get more inspiration and technical guidance. We can help advising you to find the right design and plant choice to suit almost all scenarios.



TWINING VINES

These types of climbing vines only need the support from a single wirestring. They typically have a main swirling stem that can support itself. Species examples: *Wisteria frutescens*, *Lonicera caprifolium* and *Celastrus orbiculatus*.




VERTICAL VINES

Vertical vines need more direction than support. They can use hooks or thorns from their stems to grab the wire and climb skywards. Or they can be fruit-trees often used in espaliers. Species examples: *Rose* spp, *Blackberry* spp., *fruittrees*.



TENDRIL VINES

These types of climbing vines need support as it climbs up the wires using tendrils, that can emerge both from the stem, leaves or leafstalks. Species examples: *Clematis* spp., *Passiflora* spp. and *Vitis* spp.





We create liveable cities where people feel
happy, healthy and safe

milford[®]
Liveable cities

Walgerholm 13-15, 3500 Værløse, Danmark info@milford.dk (+45) 44 97 10 99 www.milford.dk